



## » Medicart IT

The possibility of locking medication carts and monitoring the administration of medication is becoming increasingly important.

Access to the EMR (Electronic Medical Record) on the ward is gaining in importance.

Belintra offers various locking options. For medication carts equipped with IT this is implemented using USB control via the PC to grant access through badge, password or other identification methods.

This medication cart can be fitted with modules 600 x 400 mm.

In case the Medicart is equipped with IT you can use the locking mechanism, as well as insure a direct access to the EMR.



## » Belintra Power Pack - COW controller

The built in COW controller is an intelligent battery charger with integrated dual DCDC conversion and a USB connection to the built-in PC.

The COW controller also monitors the battery status and keeps a logfile of charging/discharging.



## » Belintra Power Pack - Battery: great autonomy

The Power Pack also includes a Belintra VRLA battery with a capacity of 12 V - 480 Wh. Depending on the hardware chosen the battery can have an autonomy of up to 12 hours nominal.

It is highly recommended to not completely let the battery discharge. To this end a visual monitoring is possible, both on the Power Pack itself with a LED indicator as on the PC display with the Battery Monitor Software\*.



## » Belintra Back Pack

The Belintra Back Pack is an external housing that offers the possibility of incorporating the hardware and neatly connecting screen, keyboard, badge reader, scanner, etc.

WIFI antenna built in.

\* This software must be installed locally and can as such not be used in virtual environments (f.i. Citrix)




1  
Neovo monitor for medical environments



2  
Height adjustable arm for screen



3  
LED indicator at the front bottom



4  
Power Pack including battery and controller



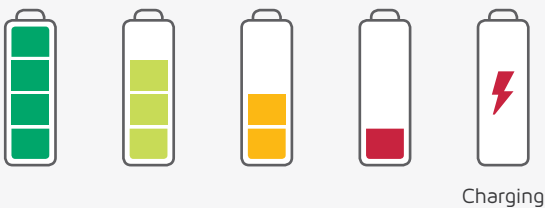
5  
Holder for power cord



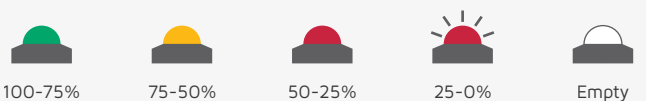
6  
USB connections

## Battery status

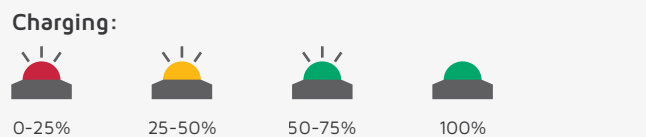
### Monitoring the status on the PC screen



### Monitoring the status with the LED indicator at the top



In case the LED indicator is off, you need to recharge the battery completely.



## » Medicart IT components



### » Backpack

#### Article number

19034 00001



### » ICT Display

Article Number	Description	Colour
97003 00061	X-22 Screen	White
97003 00078	TX-22 Touch Screen	Black
Upon request	DR-22 Optical Glass optimised for X-ray images	White



### » Power Pack

Article Number	Description
----------------	-------------

19010 00073	For Medicart Drawers
-------------	----------------------



### » IT Pack

Article Number	Description	Type
97003 00037	Standard ICT	Intel® NUC i3
97003 00038	High End ICT	Intel® NUC i5