

# Medicart Roller Shutter



The Medicart medication trolley with roller shutter is, just like the Medicart with drawers, a multifunctional, modular cart, which distinguishes itself in terms of choice of materials, ergonomics, hygiene, durability and its unique design.

The cart can be fitted with numerous internal components: from modules to baskets, in grid panels or on telescopic runners. They have been designed with your specific needs in mind.

Whether used for medical care or to transport and/or distribute medication, the Medicart is the most ergonomic, hygienic and patient-safe application.

As an alternative to the standard grey version, you can also opt for a body in a wood-look finish.



The cart's contents and accessories can be fully tailored to your individual needs and you also have the option of combining baskets and medication trays.



## » Plastic roller shutter

The cart is fitted with a push button to ensure that it opens up **easily and ergonomically**. As the roller shutter retracts into a sealed unit **in one go**, dirt can never play havoc with the system.

Thanks to the design of the cart, both the inside and the outside of the roller shutter are easy to clean.



## » Handle

The plastic roller shutter is fitted with an **aluminium grip that runs across its entire width**. This grip ensures that the roller shutter can be opened and closed again safely and ergonomically.


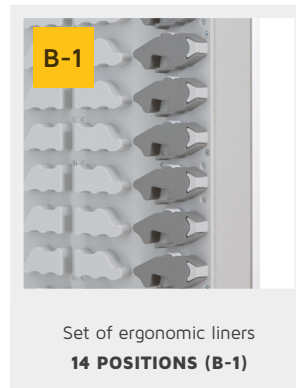




## » Lock

The shutter comes with an electronic number lock which **blocks the push button when closed** and can be opened by means of a programmable 4-digit code. Both the push button and the electronic number lock are located directly underneath the worktop. One set of batteries will allow you to operate the electronic number lock 30,000 times. If the batteries are dead, the cart can always be opened with an **emergency key**. Alternatively, a **badge lock** is also possible.

## » Medicart Roller Shutter - Interior components

The interior components for a Medicart Roller Shutter can easily be calculated using the following formulas:



For the selection of modules, baskets and stops it is recommended to choose them from range **A**

For the selection of modules, baskets and stops it is recommended to choose them from range **B**

**Dimensions Medicart:** 738 x 566 x 1158 mm

**Standard height for the worktop:** 1108 mm

Number of positions	A-1	A-2	B-1	B-2	
Module or basket of 50 mm	1	2	2	2	
Module or basket of 100 mm	2	4	3	4	
Module or basket of 200 mm	3	6	5	6	
Tray with Medina baskets	1	2	1	2	
Tray with low T-clear baskets	2	3	3	3	
Tray with high T-clear baskets	2	4	3	4	
Tray with Vita baskets	1	2	2	2	
Volkern shelf	1	1	1	1	

## » Medicart Roller Shutter - Components



### » Medicart Roller Shutter with electronic number lock

Article Number	Description	Colour	Ext. Dimensions
<u>19036 00001</u>	Without liners	Grey	738 x 566 x 1158 mm



### » Set of liners for Medicart Roller Shutter

Article Number	Type	Description	Number of positions
<u>19030 00012</u>	A-2	Straight liner	19
<u>19030 00011</u>	B-1	Ergonomic liner	14
<u>19030 00010</u>	B-2	Straight liner	20
Upon request	A-1	Ergonomic liner	10



### » Frame on telescopic runners for basket

Article Number	Ext. Dimensions
17004 00020	600 x 400 mm



### » Frame on telescopes for medication baskets

Article Number	Description	Ext. Dimensions
17004 00025	For T-clear baskets	600 x 400 mm
17004 00050	For Vita baskets	600 x 400 mm



### » Badge lock (upon request)

Article Number
19030 00016

For filling in with modules, baskets and dividers:  
see chapter "Modular Transport & Storage".

Standard article (non-standard articles have a longer delivery time)