

# Tambour transport carts



The transport carts with roller shutter are used primarily in the hospital pharmacy, the logistics flow to and from the OR and transport to and from departments.

The tambour transport cart can also be a solution for medication distribution in larger departments.

As a storage device for sterile, non-sterile items and medication, these tambour carts are a mobile solution for all hospital departments.

The transport carts come standard in light grey.

The tambour transport cart is a multifunctional cart for ISO baskets and trays. The electronic lock allows medication and other items to be stocked and transported securely.



## » Synthetic roll-down shutter

The cart is equipped with a push button for easy, ergonomic opening of the roll-down shutter. The shutter is retracted in one continuous movement into a closed unit which prevents dirt from interfering with the system.

If necessary the roll-down shutter can be removed from the transport cart for intensive cleaning.



## » Handle

The synthetic roll-down shutter comes with an aluminum handle that spans the entire width. With this handle the shutter can be opened and closed safely and ergonomically.



## » Lock

The electronic lock is a standard feature. It locks the push button in the closed position and can be opened with a 4-digit code. The push button and the electronic keypad lock are right below the unit's top.

The electronic lock can be used up to 80,000 times with one set of batteries. When the batteries are dead the cart can still be opened with an emergency key.



## » Synthetic cover plate

The sleek cover plate, manufactured out of synthetic material, consists of one continuous surface. There are no sharp edges, which makes the cover plate easy to clean.

The cover plate is scratch-proof, suitable for all common cleaning products and disinfectants and is UV- and heat-resistant.



## » Panels

The side and back panels are extremely durable, as they are scratch-proof and maintenance-friendly and have an excellent strength/weight ratio.

The HPL finish makes this an ideal material for the medical sector.



## » Castors

The castors meet the highest quality standards, and the design is the result of years of expertise.

The transport carts are equipped with double Tente® swivel castors with a diameter of 125 mm, of which 1 with a brake and 1 with directional fixation (antistatic).




## » Bumper

The transport carts are equipped with four bumpers to prevent damage to doors and walls.

## » Tambour transport carts fitting

The configuration of the transport carts can be calculated easily with the following formula:



Set of straight liners (SCM-2)	
Transport cart height	Number of positions
1100	19
1500	29
1800	37

Set of ergonomic liners (MDS-1)	
Transport cart height	Number of positions
1100	14
1500	22
1800	28

Set of straight liners (MDS-2)	
Transport cart height	Number of positions
1100	20
1500	32
1800	40

For the selection of modules, baskets and stops it is recommended to choose them from range **A**

For the selection of modules, baskets and stops it is recommended to choose them from range **B**


For the selection of modules, baskets and stops it is recommended to choose them from range **B**

	1			
	2			
	3			
	4			
	5			
	6			
	7			

Number of positions		SCM-2	MDS-1	MDS-2
1	Module or basket of 50 mm	2	2	2
2	Module or basket of 100 mm	4	3	4
3	Module or basket of 200 mm	6	5	6
4	Medina tray	2	1	2
5	Tray for low T-clear baskets	3	3	3
6	Tray for high T-clear baskets	4	3	4
7	HPL shelf	1	1	1

## » Tambour transport carts W-type


ISO 1 W-type  
1100 high



### » Set liners per column

Article number	Type
19028 00061	SCM-2
19028 00060	MDS-1
19028 00059	MDS-2

ISO 1 W-type  
1500 high



### » Set liners per column

Article number	Type
19028 00064	SCM-2
19028 00063	MDS-1
19028 00062	MDS-2

### » Body with double wheels without liners

Type	ISO 1 W-type
Transport cart 1100 high	19028 00035 740 x 570 x 1130 mm
Transport cart 1500 high	19028 00040 740 x 570 x 1510 mm


For the range of transport trolleys, we are gradually switching to [ScanModul®'s ScanCell® range](#). In this product portfolio, a very wide choice of trolleys is available, not only with roller shutter, but also with doors in various designs. In addition, the sidewalls of these trolleys can also be supplied in a wide range of colours and even stickered.

### » Six heights

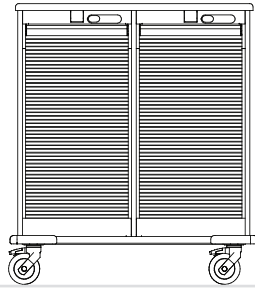


## » Tambour transport carts D-type

ISO 1 D-type  
1100 high




ISO 2 D-type  
1100 high




### » Set liners per column

Article number	Type
19023 00067	SCM-2
19023 00066	MDS-1
19023 00065	MDS-2

ISO 1 D-type  
1500 high



ISO 2 D-type  
1500 high



### » Set liners per column

Article number	Type
19023 00070	SCM-2
19023 00069	MDS-1
19023 00068	MDS-2

### » Body with double wheels without liners

Type	ISO 1 D-type	ISO 2 D-type
Transport cart 1100 high	19023 00047 540 x 770 x 1130 mm	19024 00012 995 x 770 x 1130 mm
Transport cart 1500 high	19023 00052 540 x 770 x 1510 mm	19024 00017 995 x 770 x 1510 mm

### » Available in 1, 2 or 3 columns W-type or D-type



## » Accessories for tambour transport carts



### » Push handle

Article Number	Description
<a href="#">19014 00051</a>	For ISO D-type transport cart
<a href="#">19010 00005</a>	For ISO W-type transport cart
<a href="#">18002 00005</a>	Vertical push handles (For ISO D-type & ISO W-type)



### » Open wire holder for waste bags

Article Number	Description	Content	Type	Dimensions wire holder
<a href="#">19010 00006</a>	-	18 l	ISO W-type	300 x 175 x 360 mm
19010 00044	With lid	18 l	ISO W-type	300 x 175 x 360 mm
<a href="#">19010 00006 + 19014 00032</a>	-	18 l	ISO D-type	300 x 175 x 360 mm
19010 00044 + <a href="#">19014 00032</a>	With lid	18 l	ISO D-type	300 x 175 x 360 mm



### » DIN-rail (including spacers)

Article Number	Description	Type	Ext. Dimensions
<a href="#">19010 00078</a>	For side of cart	ISO W-type	510 x 25 x 10 mm
<a href="#">19014 00077</a>	For side of cart	ISO D-type	700 x 25 x 10 mm



### » Fold-down worktop

Article Number	Maximum load	Type	Ext. Dimensions
<a href="#">19010 00008</a>	25 kg	ISO W-type	505 x 400 x 15 mm
<a href="#">19014 00028</a>	25 kg	ISO D-type	705 x 400 x 15 mm

Standard article (non-standard articles have a longer delivery time)

## » Accessories for tambour transport carts



### » Catheter holder with adjustable hooks on melamine plate\*

Article Number	Type	Description	Ext. Dimensions
1867580	ISO W-type	1 telescopic runner with 14 (2 x 7) hooks	600 x 400 mm
1867581	ISO W-type	2 telescopic runners with 14 (2 x 7) hooks	600 x 400 mm
1867582	ISO W-type	3 telescopic runners with 14 (2 x 7) hooks	600 x 400 mm
1867583	ISO D-type	1 telescopic runner with 20 (2 x 10) hooks	600 x 400 mm
1867584	ISO D-type	2 telescopic runners with 20 (2 x 10) hooks	600 x 400 mm




### » Catheter holder with fixed hooks on melamine plate\*

Article Number	Type	Description	Ext. Dimensions
1867590	ISO W-type	1 telescopic runner with 14 (2 x 7) hooks	600 x 400 mm
1867591	ISO W-type	2 telescopic runners with 14 (2 x 7) hooks	600 x 400 mm
1867592	ISO W-type	3 telescopic runners with 14 (2 x 7) hooks	600 x 400 mm
1867593	ISO D-type	1 telescopic runner with 20 (2 x 10) hooks	600 x 400 mm
1867594	ISO D-type	2 telescopic runners with 20 (2 x 10) hooks	600 x 400 mm



### » Catheter tube for the side of transport cart with roller shutter

Article Number	Diameter	Max. height
19010 00052	100 mm	800 mm



### » Catheter tubes (3x) for the side of transport cart with roller shutter

Article Number	Diameter	Height
19010 00065	100 mm	Variable - standard 500 mm